

My name is



An Educomp Research Initiative

© 2009 **Educomp Solutions Limited**

Revised Edition 2014

All rights reserved. No part of this publication may be reproduced, stored in a retrieval system, or transmitted in any form or by any means (electronic, mechanical, photocopying, recording or otherwise) without the prior permission in writing from both the copyright owner and the publisher. Any breach will entail legal action and prosecution without notice.




Printed in India at


and published by **Educomp Infrastructure and School Management Limited**, 1211 Padma Towers-I, Rajendra Place, New Delhi .



FIND MY MATE



Instructions : Match the cutouts of the letters given on the next page, to the pictures given below.





CUTOUTS

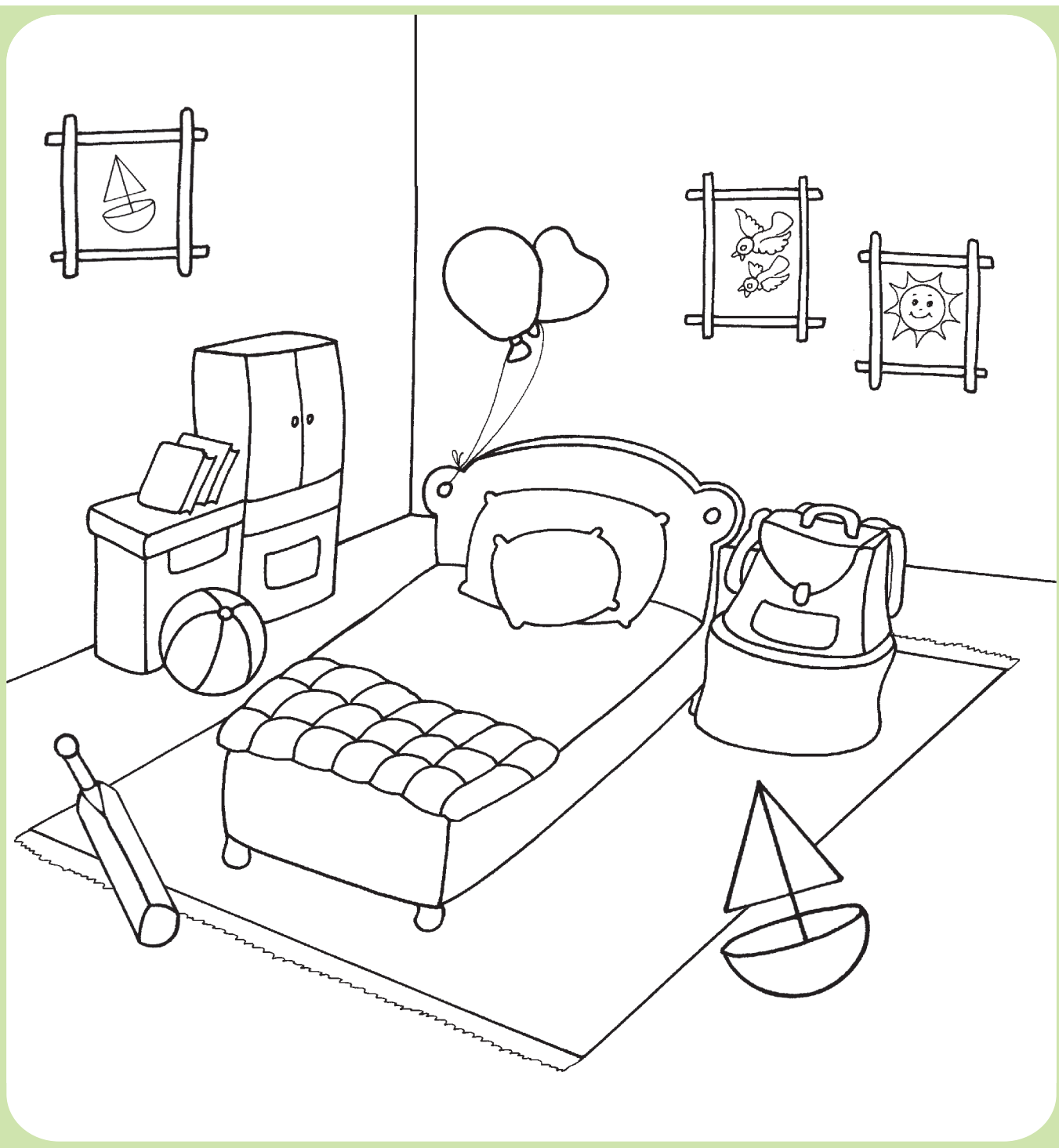
Instructions : Mum and Dad, please help me cut along the dotted lines.





BEN'S BEDROOM





Instructions : Colour the pictures that begin with the sound /B/.





MY FIVE SENSES

Instructions : Connect my body parts with the pictures shown below.





MY LETTER TROLLEY





Instructions : Cut out the appropriate picture from the next page and paste it above each letter trolley.





CUTOUTS

Instructions : Mum and Dad, please help me cut along the dotted lines.

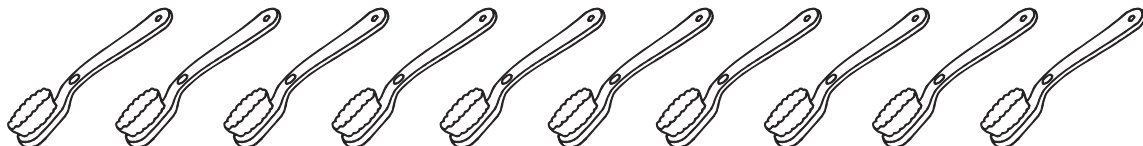




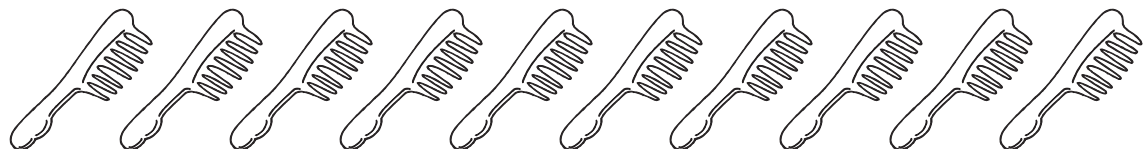
COUNT AND COLOUR

- Instructions** :
- (a) Say the number written on the left.
 - (b) Count and colour the correct number of objects.
 - (c) Fill in the missing numbers between 1 to 10 in the balloons given on the next page.


1



2



3




4



5



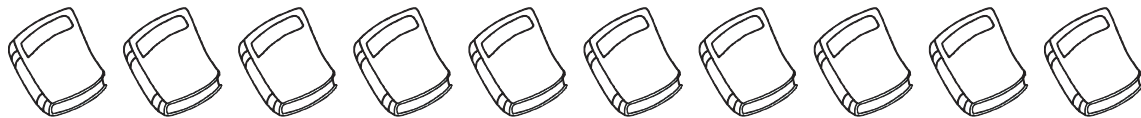
6



7



8



9




10





FILL ME UP!

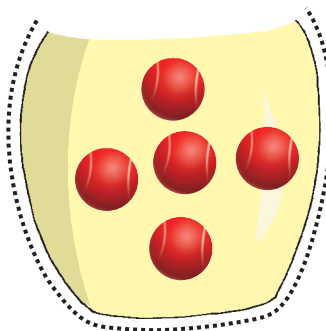
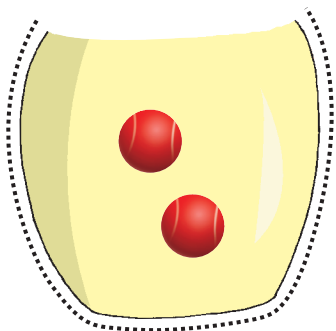
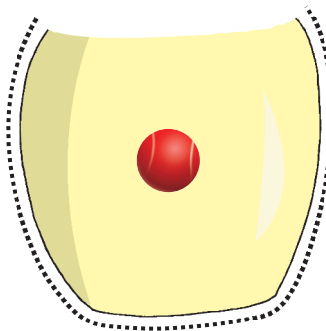
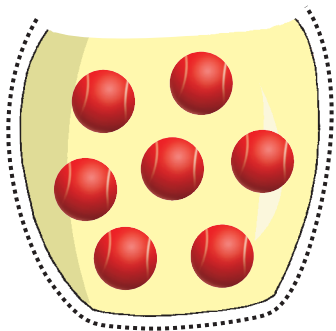
Instructions : Help me give each clown the correct barrel of balls from the next page.





CUTOUTS

Instructions : Mum and Dad, please help me cut along the dotted lines.





MY BODY

Instructions : Match the pictures of my body parts to their names.



Leg



Foot

Hand




Arm





BODY TWIST


Instructions : Cut out the boxes from the next page and paste them in the correct sequence.






CUTOUTS


Instructions : Mum and Dad, please help me cut along the dotted lines.


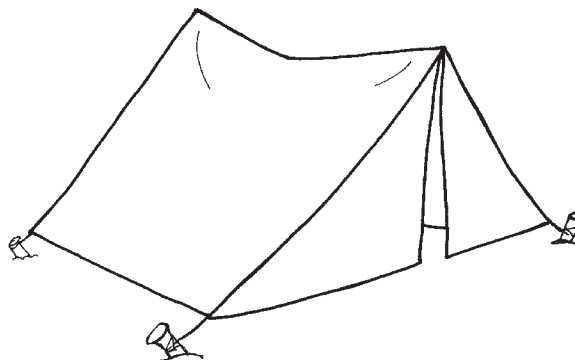
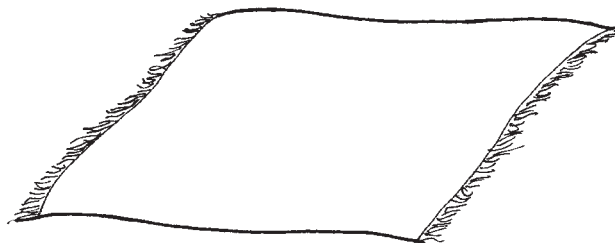
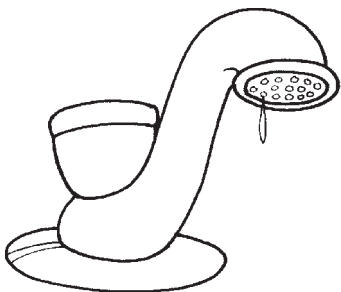




M AND T

Instructions : Colour the pictures that begin with the same sound as  with red.

Colour the pictures that begin with the same sound as  with blue.


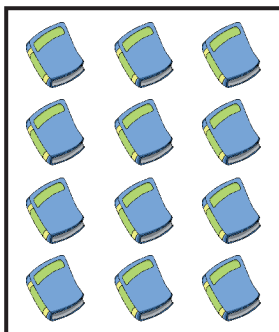




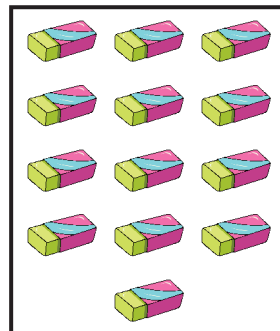

NUMBER MATCH

Instructions : Match the numbers to the boxes with the same number of objects.

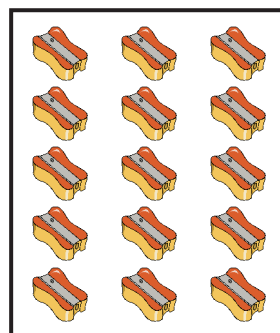

14



11



13




12



MY HOUSE

Instructions : Help me to colour my house.




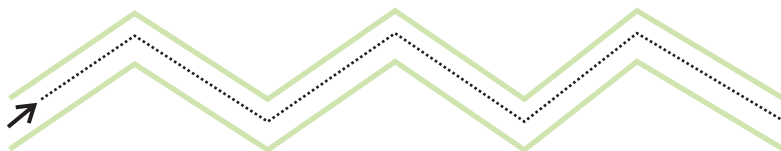
A=Black, Y=Yellow, R=Red, G=Green, B=Blue






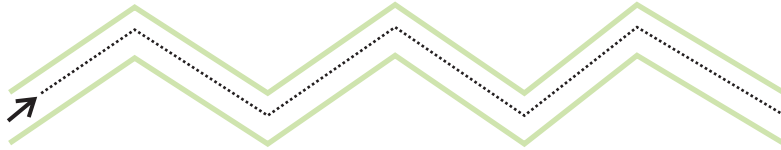


UP AND OVER THE HILLS

Instructions : Using a crayon follow the path to help the family reach their home.



UP AND OVER THE HILLS





CANDIES, CANDIES EVERYWHERE!



Instructions : Count the candies in each box and circle the correct number given alongside.

	<p>19</p> <p>18</p> <p>17</p>		<p>16</p> <p>17</p> <p>18</p>
	<p>15</p> <p>14</p> <p>16</p>		<p>20</p> <p>19</p> <p>18</p>
	<p>16</p> <p>15</p> <p>17</p>		<p>18</p> <p>19</p> <p>20</p>

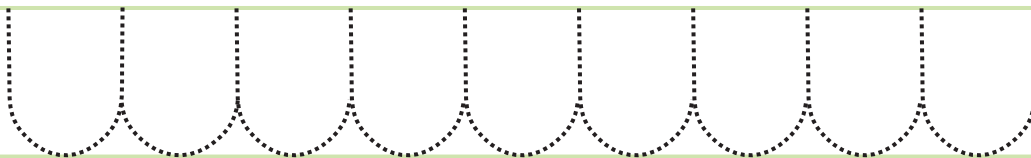


PRACTICE THE PATTERN

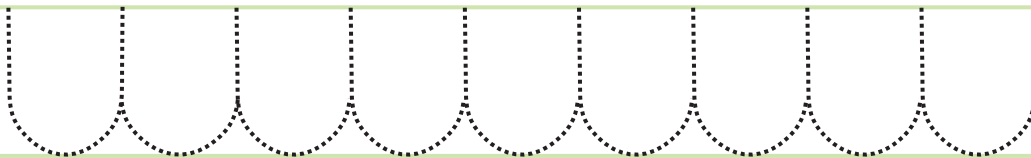
Instructions : Trace the pattern used in the pictures and draw the same pattern in the rows given below.



Trace





Trace



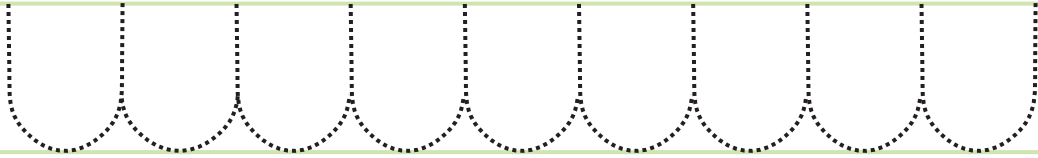
Copy

Copy

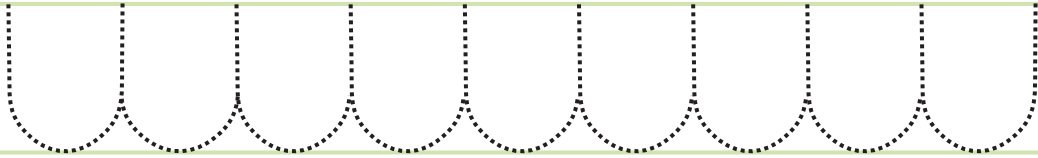
PRACTICE THE PATTERN



Trace



Trace



Copy

Copy



COUNTING 1 TO 20

Instructions : Ben needs to count from 1 to 20 to meet his friends. Colour the route that he will take.






HELP ME TO KNOW MY ABCs

Instructions : Fill in the circles with the missing letters.

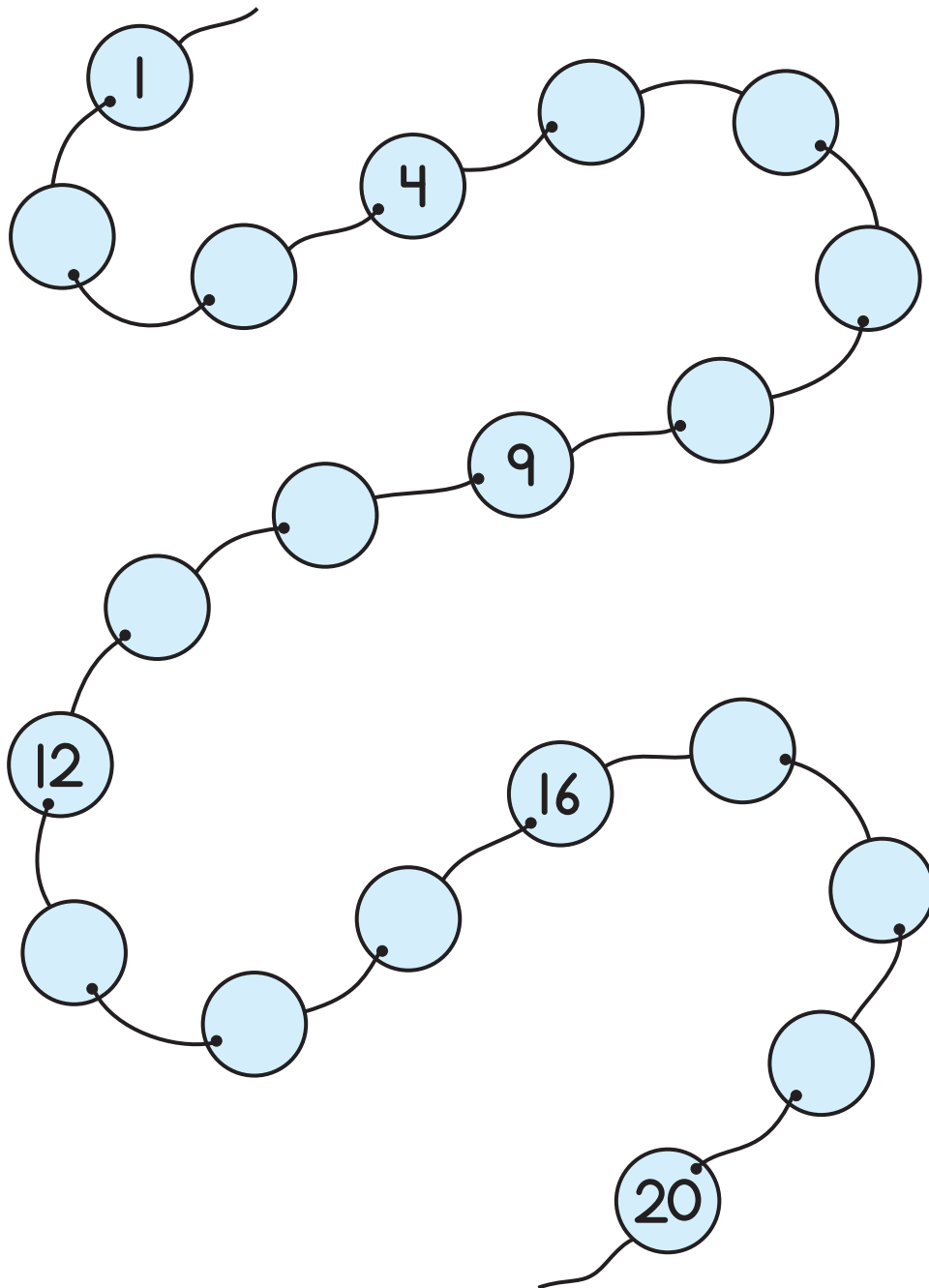
The puzzle consists of three rows of letters in ovals, connected by arrows. Illustrations are placed above or below the missing letters to provide context.

- Row 1:** An axe is above the first empty oval. The sequence is: [Axe] → B → C → [Doll] → [Eye] → F → G → H → [Ice] → [] → J → K.
- Row 2:** A rope is above the empty oval between S and Q. The sequence is: S → [Rope] → Q → P → O → [Fountain] → M → [Cup] → [] → K.
- Row 3:** A toilet is to the right of the first empty oval. A pair of pants is above the empty oval between X and Y. The sequence is: [] → U → V → [Toilet] → [Wagon] → X → Y → [Pants] → [].



NUMBER BEADS

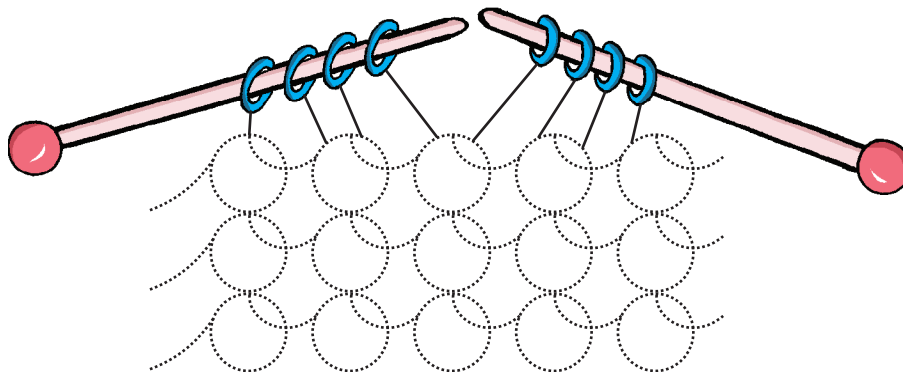
Instructions : Fill in the missing numbers in the beads.



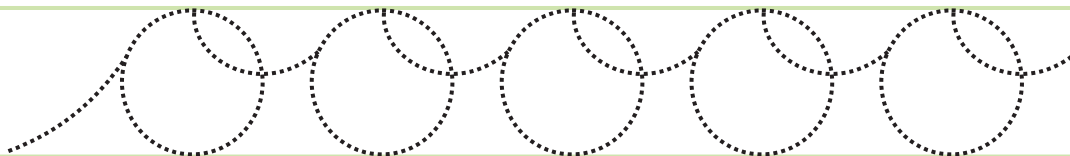


PRACTICE THE PATTERN

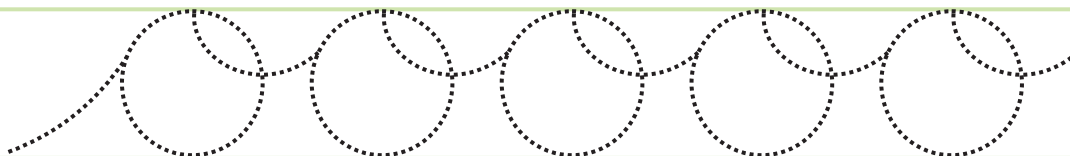
Instructions : Trace the pattern used in the picture and draw the same pattern in the rows given below.



Trace



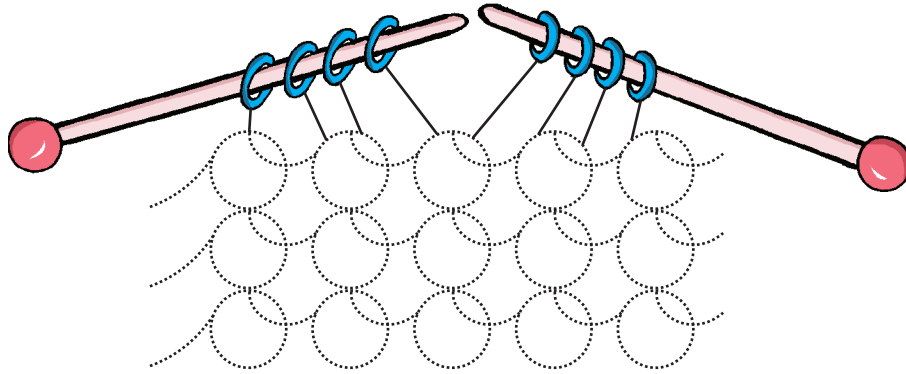
Trace



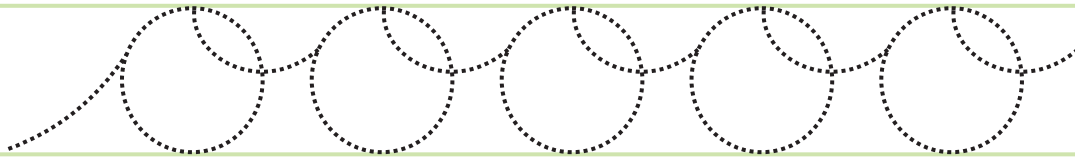
Copy

Copy

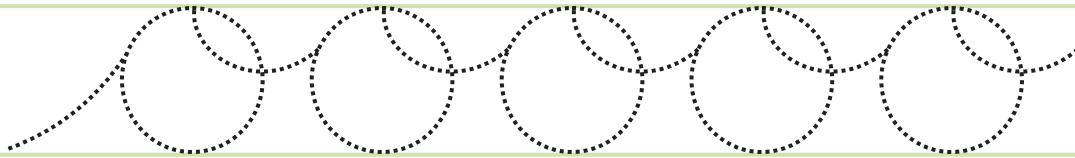
PRACTICE THE PATTERN



Trace



Trace



Copy

Copy

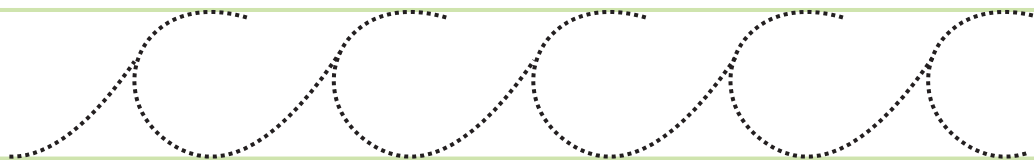


PRACTICE THE PATTERN

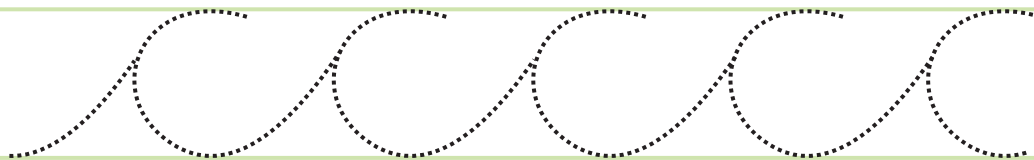
Instructions : Trace the pattern used in the pictures and draw the same pattern in the rows given below.



Trace



Trace



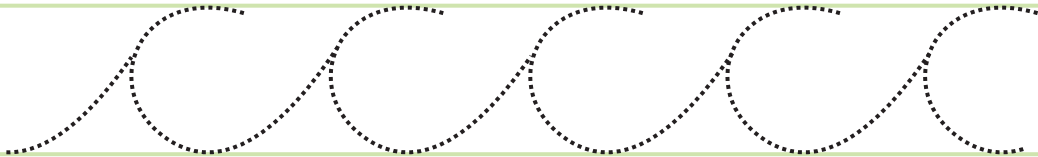
Copy

Copy

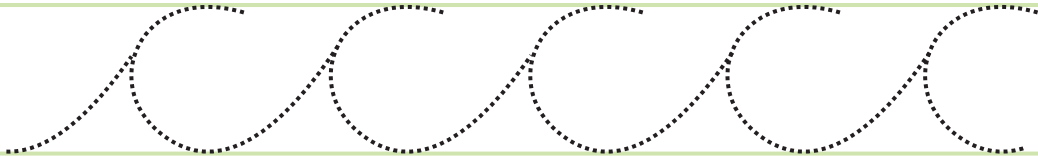
PRACTICE THE PATTERN



Trace



Trace



Copy

Copy



FOLLOW THE DOTS

Instructions : Join the dots while counting from 1 to 25 to see what Elphy the elephant is eating to cool himself on a hot summer day.

